

SUMMER HOLIDAY FUN

PP2

2022-2023















Dear Parent,

Summer vacation is the most awaited time of the year in a student's life, when they can relax and have loads of fun with family and friends. However, it is important to keep children engaged in regular meaningful activities, so that they are entertained and we can also ensure that the summer slide in learning is avoided. Keeping that in mind, we have carefully put together fun homework tasks to keep their minds stimulated. Parents, kindly encourage your child to do a little bit every day, monitor their work, and guide them as and when required.

MY HEALTHY HABITS CHART

Complete your healthy task calendar by putting (😊)

HEALTHY HABITS		MON	TUE	WED	THU	FRI	SAT	SUN
I brush my teeth twice a day.								
I bath every day.								
I wash my hands before and after every meal.								
I eat healthy food.								
I drink milk every day.								
I drink enough water every day.								

I exercise.								
I wear clean clothes.								
I make sure that my nails are trimmed regularly.								
I keep the toilet seat clean.								
I sleep on time.								
I stay happy and make sure that everyone is happy around me.								

PRE-MATH CONCEPTS

Watch the video to understand the Pre-math concepts and follow the instructions given

VIDEO Link : [Pre Math Concepts...](#)


BIG



SMALL

Draw 3 small balls


L...O...N...G



SHORT

Circle the Short Pencil


HEAVY







LIGHT

Draw and color the lighter object

IDENTIFY THE SHAPES AND WRITE THE NUMBER

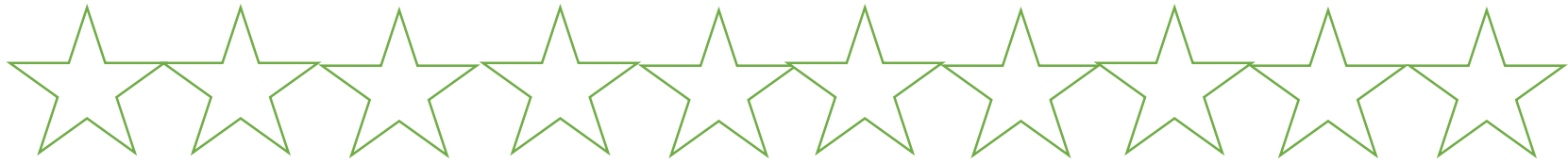


Colour the Shape	Count and write the Number
	
	
	
	


IDENTIFY AND DRAW SIMILAR SHAPED OBJECTS IN YOUR ROOM

A large, empty rectangular box with a black border, intended for students to draw similar shaped objects from their room.






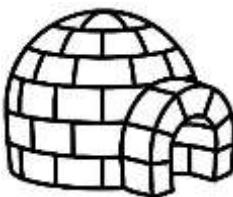

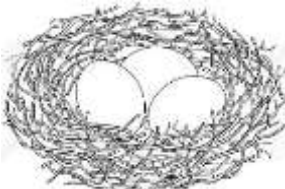
WRITE NUMBER SEQUENCE FROM 1-20



WRITE THE MISSING NUMBERS



LOOK AT THE PICTURE, IDENTIFY IT AND WRITE THE FIRST LETTER

1.  _____	2.  _____
3.  _____	4.  _____
5.  _____	6.  _____
7.  _____	8.  _____

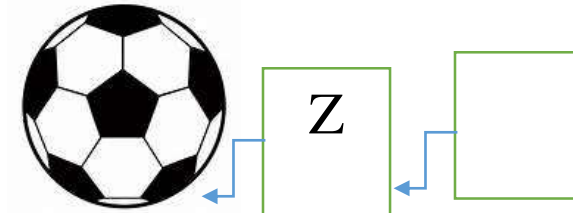
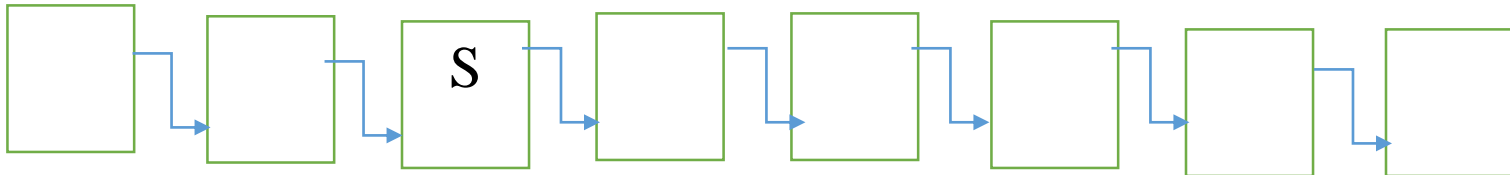
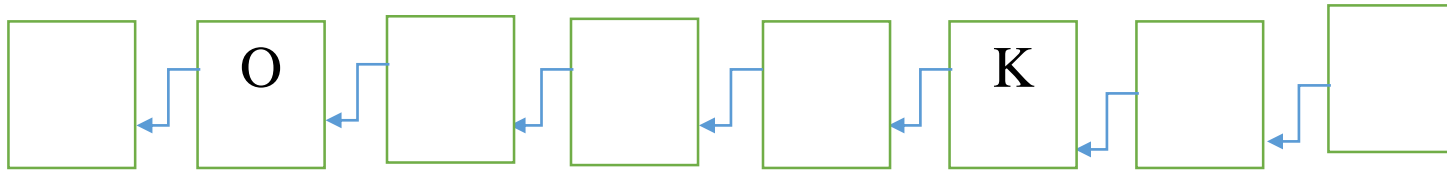
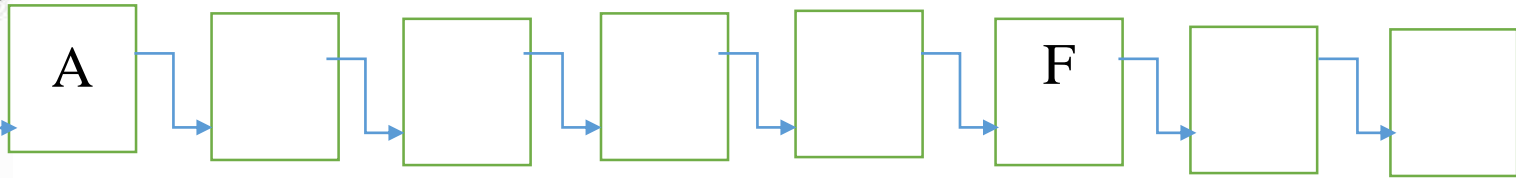
Write the above first letter in these boxes

--	--	--	--	--	--	--	--	--	--


Hey what did you get in the box?? It's the name of your school.



HELP THE BOY FIND THE BALL BY WRITING THE UPPERCASE LETTERS AND DRAW THE CONNECTION:





SPOT AND CIRCLE ANY FIVE DIFFERENCES AND COLOUR THEM ACCORDING TO THE INSTRUCTIONS GIVEN BELOW:



1. First difference Color with RED
2. Second difference Color with BLUE
3. Third difference Color with ORANGE
4. Fourth difference Color with GREEN
5. Fifth difference Color with YELLOW

STORY LINK  RED RIDING HOOD STORY...

Listen to the story, identify the characters, color them and record your story...



STORY THE ANT AND THE DOVE LINK  : [HTTPS://YOUTU.BE/IU1QOTCKZ30](https://youtu.be/IU1QOTCKZ30)

Listen to the story and write the number to sequence the story in the right order.



ACTIVITY TIME.....

FUN with Clay!!!

Create your own ART using clay/ Atta dough and share the pictures..

These are some samples given below.....

